

Lin-2-Opt

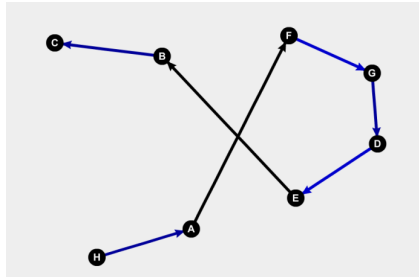


Fig. 1. Initial route, the black edge will be changed. Two edges, namely (A,F) and (E,B), are randomly chosen.

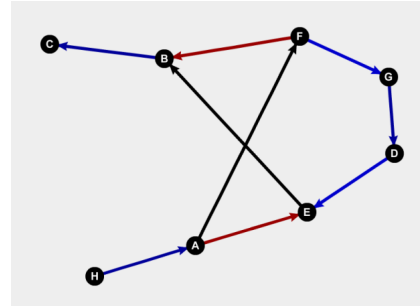


Fig. 2. Red edges (A,E) and (B,F) are added.

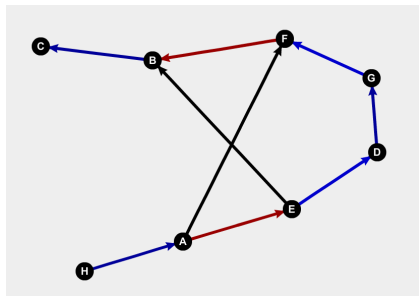


Fig. 3. Path (E,D,G,F) is inverted.

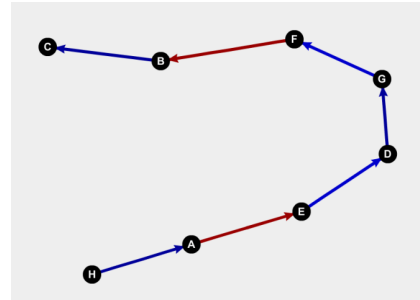


Fig. 4. The black edges are deleted.